

А. Анарбаев, М. Абдукаримова, Д. Жусупова

ENGLISH



А.Анарбаев, М.Абдукаримова, Д.Жусупова

ENGLISH

Ўрта умумтаълим мактабининг
5-синфи учун дарслик

*Қирғизистон Республикасининг
Таълим ва фан вазирлиги томонидан
тавсия этилган*

Ўш-Бишкек-2009

УДК 373.167.1

ББК 81.2 англ. я. 721

А 64

Анарбаев А. ж. б.

А64 English: Ўрта умумтаълим мактабининг 5-синфи
учун дарслик/ А. Анарбаев, М. Абдукаримова, Д. Жусупова.
- Б., "Азур" НУ., 2009. - 112 б.

ISBN 978-9967-25-784-9

Қўлингиздаги ушбу дарслик Қирғиз-Ўзбек университети тасарруфидаги "Дарсликлар яратиш маркази" томонидан тайёрланди. Дарслик борасидаги фикр ва мулоҳазаларингизни университет раҳбариятига ёки "Марказ" маъмуриятига ёзма равишда билдиришингизни илтимос қиламиз.

Бизнинг манзил: Ўш шаҳри,
Г.Айтнєв кўчаси, 27 уй

А 4602020102-09

ISBN 978-9967-25-784-9

УДК 373.167.1

ББК 81.2 англ. я.

- © Қирғиз-Ўзбек университети тасарруфидаги Қирғизистон Республикасидаги ўзбек мактаблари учун дарсликтар тайёрлаш маркази. 2009
- © Қирғизистон Республикасининг Таълим ва фан вазирлиги. 2009
- © "Азур" НУ * 2009

Unit 1

My school

Lesson 1

I. Ұқинг ва такрорланг.

desk	box	number
well	dog	jump
lesson	often	under
twelve	long	Sunday
chess	not	summer
them	clock	bus

II. Қавсни очиб, феълни керакли шаклда ёзинг.

1. Children (to rest) in summer.
2. He (to like) to read interesting books.
3. She (to have) many friends.
4. Dildora (to want) to help her mother.

III. Ұқинг ва таржима қилинг.

1. to go, to like, to have, to come, to tell.
2. to help, to be, to work, to rest, to do.

IV. Қуйидаги сўзлардан гап тузинг.

- | | | |
|------------|---------|-------------------------|
| 1. We | like(s) | to speak English. |
| 2. Nick | want(s) | to rest in the village. |
| 3. Mahfuza | learn | to go to the mountain. |

New words

to have holidays - таътилда бўлмоқ

to go swimming - чўмилишга бормоқ

in the open air - очик ҳавода
to lie in the sun - қуёшда тобланмоқ
camp - лагерь
fields - далалар
mountain - тоғ
lake - кўл
to gather flowers - гуллар термоқ

V. Матни ўқинг ва таржима қилинг.

Summer holidays

In June, July, August we have our holidays. We go to the camps. We like to have a rest there. Children swim in rivers and lakes on warm days. Sometimes they work in gardens and fields. They want to help the farmers. Many children like to go to the Issyk-Kul Lake. They like to swim and to lie in the sun. They like to go to mountains. They learn much news there. They want to gather flowers, to see rivers, lakes and valleys. They have a good time in the open air. The children read many interesting books in summer. On the first of September they come back to school happy and gay.

VI. Рамсларни тасвирланг.



VII. Саволларга жавоб беринг.

1. When do you have your summer holidays?
2. What do children like to do in camp?
3. Where do many children like to go?
4. Do you like to swim in summer?
5. What do children like to do in a mountain?
6. When do they come back to school?

VIII. Гаплар тузинг.

They	like	to help the farmers.
He	want	to read interesting books.
We	(have/has) time	to swim in the lake.
She	like(s)	to lie in the sun.

Homework

I. Нуқталар ўрнини керакли сўзлар билан тўлдириб ёзинг.

1. They want to . . .
2. We like to . . .
3. Tom speaks about . . .
4. Children learn to . . .
5. We go to . . .

II. Гапларни ўқинг ва таржима қилинг.

1. We have holidays in summer.
2. They speak about their holidays.
3. Children like to play in the open air.
4. She wants to lie in the sun very much.

III. Ўзингизнинг таътилигиз ҳақида гапириб беринг.

Lesson 2

I. Шеърни ёд олинг.

Children are at school
It is not very cool
They are glad and gay
Today is a great holiday

II. Ўқинг. Ажратиб кўрсатилган сўзлар маъносини гап мазмунига қараб тушунинг.

1. Children don't go to school in summer.
2. The first of September is the Day of Knowledge.
3. We are at school again.
4. Many pupils have flowers in their hands.
5. They have many lessons at school.

III. Сўз бирикмаларини ўқинг ва улар ёрдамида гаплар тузинг.

the first of September, English lesson, in the classroom, at school again, in the morning, bring flowers.

IV. Нуқталар ўрнига кавс ичидаги керакли сўзларни қўйиб, гапларни ўқинг.

(go, in the morning, at school, again, on the first of September).

1. The school year begins
2. The pupils ... to school on that day.

3. They have many lessons
4. ... I do my morning exercises.
5. We are glad to be at school

V. Диалогни ўқинг ва ижро этинг.

Barno: Who is it?

Sevara: It's me, Barno.

Barno: Oh, it's you! Come in, please!

Sevara: Thanks, how are you?

Barno: Fine, thank you, and you?

Sevara: I am fine too.

Barno let's do our lesson.

Barno: O.K. Just a moment. May I take my book?

Sevara: Hurry up!

New words

to talk with (smb) - суҳбатлашмоқ (бирова билан)

true friend - чин дўст

Who is it? - Бу ким?

It's me - Бу менман.

Oh, it's you? - О, бу сизмисиз?

Just a moment - Бир дақиқа. Бир оз тўхтаб туринг.

Hurry up! - Бўлинг тезроқ!

VI. Гапларни таржима қилинг.

Севара 12 ёшда. У менинг чин дўстим. Мен у билан суҳбатлашишни ёқтираман. У ҳам мен билан суҳбатлашишни ёқтиради.



Homework

I. Расмга қараб ҳикоя тузинг ва айтиб беринг.



II. Синфда ўқиган шеърни ёд олинг.

III. Қуйидаги сўзларни ёд олинг ва гаплар тузинг.

holiday - байрам

great - буюк

gay - шод

very - жуда

cool - салқин

Lesson 3

I. Тингланг ва қайтаринг.

a

make map
take lamp
game lamb
name clap
cake stand

e

be pen
he pencil
she ten
we them
me seven

II. Қуйидаги гапларни ёзинг.

- 1) I go to school
 - 2) We read English books
 - 3) They play table-tennis
- every day.

New words

to be glad - хурсанд бўлмоқ

again - яна, қайтадан

Kyrgyz - қирғиз тили

Russian - рус тили

III. Матнни ўқинг. Таржима қилинг.

The First of September

Today is the First of September. Schoolboys and school girls go to school. They go to school with their bags and flowers. Their bags are in their hands. They have Uzbek, Russian, Kyrgyz and English books in them. Pupils are glad to be at school again and see their teachers. Dilshod and Umidjon are in the 5th form. They have many lessons at school every day.

IV. Саволларга расм асосида жавоб беринг.

1. Where do children go on the 1st of September?
2. What do you see in their hands?
3. Are they glad to be at school again?
4. Do they have many lessons at school every day?



Homework

I. Матнни сўзлаб беринг.

II. Қуйидаги сўзлар билан гаплар тузинг:
Russian, Kyrgyz, to be glad, again, every day, flower.

Unit 2

My favourite subject

Lesson 1

I. Тингланг ва қайтаринг.

[ei]

favourite

game

paper

gave

pay

[tʃ]

literature

picture

teacher

choice

II. Ажратиб кўрсатилган сўзларнинг ўрнига *it, she, he* олмошларини қўланг.

My book is on the table.

My friend is a pupil.

My father is a teacher.

My sister is in the shop.

The picture is on the wall.

The girl is in the classroom.

III. Нуқталар ўрнига тегшли сўзларни қўйиб, гапларни кўчиринг.

1) I have a lot of ...

- 2) Sevara has a lot of English ...
- 3) We grow many different ... in the garden.
- 4) I play ... with my brother every day.
(chess, friends, flowers, books)

IV. Матни ўқинг. Сўзлаб беринг.

New words

- a lot of**-кўп
- subject**-фан
- favourite**-севимли (ёқтирган)
- to attend**-қатнашмоқ
- to try**-ҳаракат қилмоқ
- funny**-кулгили
- circle**-тўғарак
- twice**-икки марта
- to draw**-сурат чизмоқ

My favourite subject

We learn a lot of subjects at school. They are: Uzbek, Russian, English, History, Literature and some others. English is my favourite subject. I like to read and translate texts from English into Uzbek, learn dialogues and do exercises. I cannot speak English well, but I want to learn and speak it well. Therefore I attend the English circle. Twice a week on Monday and Wednesday my friends and I come to school at 5 o'clock.

When we meet our English teacher we try to speak English.

We read, retell funny stories and describe different pictures or listen to English records. We also learn English poems by heart and sing English songs. Sometimes we play games in English.

V. Саволларга жавоб қайтаринг.

1. How many subjects do you study at school?
2. Do you attend the English circle?
3. Do you read funny stories?
4. What is your favourite subject?
5. Do your friends try to speak English?

VI. Гапларни ўзбек тилига таржима қилинг.

1. Our teacher teaches us to draw different pictures.
2. We try to speak English.
3. Our favourite subject is English.
4. We attend the English circle every week.

Homework

I. Нуқталар ўрнига тегишли янги сўзларни қўйиб, гапларни кўчиринг.

1. English is my ... subject.
2. Dilshod and Kozimjon ... the English circle.
3. We learn a lot of ... at school.
4. We retell ... stories.

II. Янги сўзларни ёд олинг.

a lot of, subject, favourite, twice, circle, to attend, to try, funny, to draw.

Lesson 2

I. Тингланг ва қайтаринг.

[ai]

twice

describe

write

like

[ʌ]

brother

mother

another

other

II. Берилган сўзлардан фойдаланиб иккита гап тузиб ёзинг.

1. favourite, is, my, subject, English.
2. I, English, speak, cannot, well.

III. Диалогни ўқинг ва ижро этинг.

Dialogue

Zebo: What subjects do you learn at school?

Farhod: We learn a lot of subjects: History, Kyrgyz, Mathematics, Uzbek, Russian, English languages and others.

Zebo: What is your favourite subject?

Farhod: My favourite subject is English.

Zebo: Do you know English well?

Farhod: I can read English well but I cannot speak it well.

Zebo: Do you want to speak English well?

Farhod: Yes, I do. Therefore, I attend the English circle.

Zebo: How often do you meet?

Farhod: We meet twice a week: on Monday and Wednesday.

Zebo: What do you do when you meet?

Farhod: Our English teacher teaches us to speak English well.

IV. Нуқталар ўрнини керакли олд кўмакчи билан тўлдилинг (of, to, by, at).

1. I know a lot ... English poems.
2. Twice a weak I come to school ... 5 o'clock.
3. He likes to listen ... the radio.
4. Learn the dialogue ... heart
5. Nuriniso is a member ... our circle.
6. Yesterday we went ... the cinema.

V. Саволларга жавоб қайтаринг

1. Do you know English well?
2. What do you do to speak English well?
3. How often do you attend your English circle?
4. Do you play English games sometimes?

VI. Расмдан фойдаланиб суҳбатлашинг.



Homework

I. Дарсда ўрганган диалогни айтинг ва шунга ўхшаш диалогни мустақил тузинг.

II. Нуқталар ўрнига тегишли сўзларни қўйиб, гапларни кўчиринг (*English, to speak, circle, afternoon*).

1. I have my lesson in the ...
2. I am going to the English ... where our English teacher teaches us to speak English.
3. I want ... English well.
4. I want to be an ... teacher.

Lesson 3

I. Тингланг ва қайтаринг.

[lə]	[ɛə]
ear	chair
near	hair
clear	fair
hear	pair
dear	fare

II. Нуқталар ўрнига керакли янги сўзларни кўйиб гапларни кўчиринг.

1. There is a ... in our school.
2. My mother is a
3. There are many books
4. My sister wants to study

III. Янги сўзларни ўрганинг. Матнни ўқинг. Таржима қилинг ва сўзлаб беринг.

New words

a library-кутубхона

a librarian-кутубхоначи

to be rich in-...га бой бўлмоқ

to be full of-...га тўла бўлмоқ

a historical novel- тарихий роман

a fairy-tale-эртак

a reading-hall-ўқиш хонаси

to take books for home reading-уйга ўқигани китоб олмоқ

At a school library

There is a big library in our school. The library is very large. It is rich in books. The shelves of the library are full of them. There are historical novels, short stories, stories about animals, fairy-tales and others. The books are in Uzbek, Russian and in foreign languages.

There is a reading-hall in our library. The reading-hall is very good. There are many tables and chairs in the reading-hall. On each table there is a tape-recorder there.

The pupils of our class often come to the library to read and to take books for home reading. We study English. We like to read English books very much.

IV. Матн асосида саволларга жавоб беринг.

1. Is there a library in your school?
2. Is it rich in books?
3. What books are there in the library?
4. Is the reading-hall in your library good?
5. What is there in the reading-hall?
6. Who comes to the library to read and to take a book for home reading?

V. Қуйидаги янги сўзлар қатнашган гапларни матндан топиб ёзинг.

to be full of; a fairy-tale; a reading-hall; a historical novel; to be rich in.

VI. Расмдан фойдаланиб жавоб беринг.

What do you see in the picture?

-Do you see a librarian?

-Do you see schoolchildren?

-How many schoolchildren are there in the library?

-What is the librarian doing?

-Do you often come to the library?

At the Library



Homework

I. Янги сўзларни ёд олинг ва гап тузинг.

II. Матнни ўқинг ва сўзланг.


III. Мактаб кутубхонангизни тасвирланг, қуйидаги сўз ибораларидан фойдаланинг: *a reading-hall, to take books for home reading, a fairy-tale, to be rich in.*

Unit 3

Setting the table



Lesson 1



I. Расмга қараб, янги сўزلарни таржима қилинг.




II. Гапларни ўқинг ва тушириб қолдирилган сўзни топинг ва ёзинг.

I see a  on the plate.

It is a  and a .

The  and the  are on the table.

Give me the .

III. Саволларга жавоб беринг.

1. What colour is the plate?
Is it white or yellow?
2. What colour is the napkin?
Is it black or red?
3. Where is the fork?
Is it on the table?

IV. Меҳмон кутишда қандай сўз ва иборалардан фойдаланасиз? Шу ҳақида инглизча айтиб беринг.

Намуна: *Хуш келибсиз. Welcome!*

Homework

I. Синфда ўрганган янги сўзларни ёд олинг.

II. Меҳмон кутаяпсиз, стол устига қайси идиш-товоқларни қўясиз. Шу ҳақида инглизча ёзинг

I set ... иборасини ишлатинг.

Намуна:

First I set a table cloth.

(товоқча, пиёла, чойнак, пичоқ, вилка, салфетка)

Lesson 2

I. Тингланг ва хор бўлиб қайтаринг.

[b - p]

robe - rope

cup - cup

[v - f]

five - fifth

leave - leaf

I have a cup.

I have a cup of tea.

I have a cup of tea in the morning.

I have a cup of tea in the morning with my family.

II. Саволларга жавоб беринг.

1. Have you a friend?
2. Can you set a table for your friend?
3. What do you set on the table?
4. What do you say to him (her)?

III. Ўқинг ва олд кўмакчига эътибор беринг.

1. The spoon and the fork are next to the plate
2. The fork is behind the plate.
3. The napkin is under the plate.
4. The vase is on the table.
5. The knife is by the napkin.

New words

sugar- шакар

sugar basin- шакардон

a package of tea- бир дамлам чой

IV. Матни ўқинг ва сўзлаб беринг.

I set the table

On Sunday I don't go to school. I have tea with my friend on Sunday. I like to set the table. First I set the table cloth, then a spoon, a fork, a knife and a plate. I put the cup on the plate and the napkin next to the plate.

My friend likes tea with sugar. I like tea without sugar. I put a sugar basin and cups on the table. A sugar basin is full of sugar.

V: Матн асосида саволларга жавоб беринг.

1. Do you go to school on Sunday?
2. Do you have tea with your friend on Sunday?
3. What do you set on the table?
4. What does your friend like to drink?

Homework

1. Синфда ўрганган олд кўмакчилар: *next to, by, behind, under, on* иштирокида гаплар тузинг.
2. Матн ичидан олд кўмакчи иштирок этган гапларни ўқинг ва кўчириб ёзинг.
3. Матн асосида хикоя тузинг ва ёзинг.

Lesson 3

I. Сўзларнинг бирлик ва кўплик шаклига эътибор беринг.



a cup



cups



tea pot



tea pots

II. Диалогни ўқинг ва ижро этинг.

- Hello!
- Hi!
- Come in, please.
- Help yourself.

- Thank you.
- Pass me a spoon, please.
- Here you are.
- Thank you.
- Not at all!

III. Гапларни ўқинг ва маъносини тушунтириб беринг.

1. I have a vase. It is on the table. I put flowers in it.
2. The vase is white, but the flowers are red and yellow.
3. Where is the fork? It is on the table.
4. The spoon is in the plate.

IV. Сўзларнинг ўз жуфтини топсангиз сўз бирикмаси ҳосил бўлади. Ҳосил бўлган сўз бирикмасини таржима қилинг ва ёзинг.

pretty	plate
white	girl
open	fork
silver	door

Homework

I. *Help yourself, Tea or coffee, Have some ice-cream, Pass me a spoon, Please* каби ибораларни қўллаб, дўстингиз билан суҳбатлашинг.

II. Синфда ўрганган қуйидаги сўзларни ёд олинг.

plate	spoon
knife	fork
cup	napkin

III. Сўзларни ёд олинг.

pretty -чиройли

silver -кумуш

open -очиқ

pass me -узатиб юборинг

Revision I

I. Қуйидаги сўзлар иштирокида гаплар тузинг.

1. September, go, first, the, of, we, school, to, on.
2. Russian, Kyrgyz, English, we, at school, learn.
3. Favourite, my, subject, English, is.
4. Attend, circle, English, I, week, every.

II. Қуйидаги сўзларни ажратинг ва ўқинг.

bookpenciltableschooldeskchair
teacherschoolboyschoolgirlfriend
doorwindowopenwallblack.

III. Саволларни ўқинг ва таржима қилинг.

Do you like your school?

Is your friend at school?

Is your teacher in the classroom?

Do you like to read English?

Does your friend live in Osh?

IV. Доска ёнига 2 ўқувчи чақирилади. Бирининг севган фани ҳақида гапирди. Иккинчиси уни изоҳлайди.

Намуна: P₁ – My favourite subject is English.

P₂ – Her/his favourite subject is English.

V. Ким биринчи стол устига керакли идиш-товоқларни қўя олади. (ўқувчиларга идиш-товоқлар, дастурхон, салфеткалар сурати бериб қўйилади.) Стол устига қўядиган идишларни номларини овоз чиқариб синфга айтинг.

VI. Қуйидаги саволларга «ҳа» ёки «йўқ» жавобини беринг.

Is your pen in the book?

Is the teacher at the table?

Are you in the classroom?

Is the book on the desk?

Are they in the school yard?

Yes / No

VII. Расмда кўрган предмет ва кишилар номини инглизча ёзинг.



VIII. Қуйидаги диалог асосида суҳбатлашинг.

Намуна:

- Murod, come here!
- What is it?
- Let's go to the English circle.
- What do we do there?
- We'll learn English poems, songs, proverbs, puzzles.
- Is it very interesting?
- Oh, yes it's very interesting.

Unit 4

Meals

Lesson 1

I. Расм асосида янги сўзларни ёзинг ва ўқинг.



cheese



milk



tea



egg



coffee



bread



juice



buns



sugar



pies

II. Саволларга жавоб беринг.

What colour is cheese?

What colour is tea?

What colour is sugar?

What colour is milk?

What colour is coffee?

What colour is bread?

III. Ўзлик олмошларни ёд олинг.

my-менинг, меники

our -бизнинг

your-сизнинг,сизники

your- сизларнинг

his-унинг (ўғил боланинг)

their -уларнинг

her-унинг (қиз боланинг)

its-унинг (бирор нарсанинг)

IV. Гапларни ўқинг ва ўзлик олмошларга эътибор беринг.

1. It's our house.
2. We have tea with her.
3. Your spoon is on the table.
4. His cup is on the plate.
5. Their table is near the window.

Homework

I. Қуйидаги ўрганган янги сўзлар асосида гаплар тузинг ва ёзинг.

Coffee, tea, milk, cheese, bread, egg, juice, pie, buns, soup.

Lesson 2

I. Гапларни ўқинг, озиқ-овқатларнинг номларига эътибор беринг.

1. Do you like soup? Yes, I do.
2. Pass me a piece of bread, please.
3. My friend likes potatoes and meat.

4. Where is her sandwich?

5. Eggs are on the plate.

II. Дўстингизнинг уйида меҳмондасиз. Қуйидаги сўз бирикма ва гаплардан фойдаланиб диалог тузинг.

Oh, Thank you, no more.

Fine! Thank you.

Help yourself!

Here you are.

You are welcome.

It's time to go.

III. Расмни тасвирланг. Сотувчи аёл ва қиз ўртасида қандай суҳбат бўлди. Инглизча айтиб беринг.



IV. Гапларни таржима қилинг.

Чой ичасизми, ёки қахвами? Марҳамат қилиб, чой берсангиз. Бу сизнинг тарелкангизми? Ҳа.

Узатиб юборинг! Хўп. Хуш келибсиз. Раҳмат.

Homework

I. Эрталабки нонуштага нималар ейишингиз ҳақида инглизча ёзиб келинг.

II. Сўзларни ёд олинг.

bread, tea, cheese, soup, buns, pie, eggs.

Lesson 3

I. Сўзларни ўқинг.

[ɔ:]	[ɔ]
water	want
warm	what
warn	wash

II. Саволларга жавоб беринг.

1. What do you have for breakfast?
2. What does your friend have for dinner?
3. Do you have supper with your family?
4. I have my breakfast at 7, and you?
5. Your father has his lunch at work, hasn't he?

New words

boil- қайнатмоқ

cook- пиширмақ

sandwich- бутерброд, ёғли нон

be hungry- оч қолмоқ

to eat- емоқ

III. Матни ўқинг ва таржима қилинг.

In the morning

Every morning I get up at 7 and do my morning jerks. After morning jerks I wash with cold water. Then I have breakfast with my family. Every day my mother and sister set a table for breakfast. My mother boils eggs for me because I like boiled eggs very much.

I have breakfast with my family and I go to school. My mother puts sandwich in my bag. If I am hungry, I shall eat it.

IV. Матн асосида қуйидаги саволларга жавоб беринг.

1. When do you get up?
2. With whom do you have your breakfast?
3. What do you have for breakfast?
4. Do you like boiled eggs?
5. What does your mother put in your bag every day?

Homework

I. Матн асосида ўзингизнинг эрталабки, тушги, кечги овқатларингиз ҳақида гапириб беринг.

II. Сўзларни алфавит тартибида ёзинг.

supper, breakfast, lunch, tea, bread, eggs, pie, palov, soup, apple, juice.

Unit 5.

Home Lesson 1

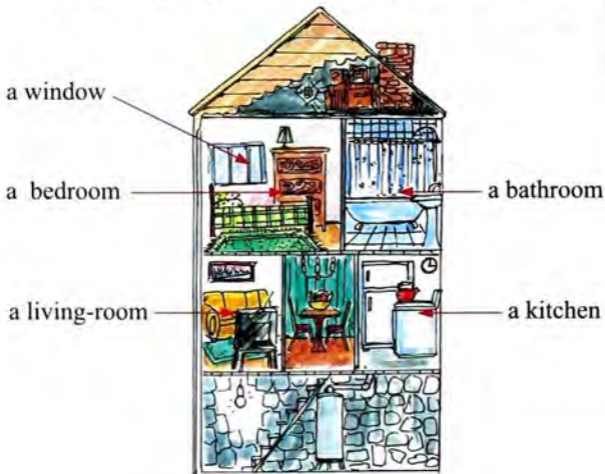
I. Гапларни ўқинг ва ажратиб кўрсатилган сўзларнинг маъносини гап мазмунига кўра тушунишга ҳаракат қилинг.

I have got a house. It is big.

There are 4 rooms in it. They are: *a bedroom, a living room, a bathroom, and a kitchen.*

We have got a garden too.

II. Янги сўзларни таржима қилинг ва ёзинг.



III. Диалогни таржима қилинг.

- Сиз қаердасиз, дўстим?
- Мен ўз хонамдаман.
- Онангиз қаерда?
- Онам ошхонада.
- Акангиз боғдами ёки ҳовлидами?
- Акам боғда.
- Итингиз борми? Қаерда у?
- У ҳовлимизда.

IV. Ўз уйингиз ва ундаги хоналарни тасвирлаб ёзинг.

Homework

I. Синфда ўрганган янги сўзларни ёд олинг.

II. Қуйидаги сўзларни таржима қилинг ва улар асосида гап тузинг.

Намуна:

We have got...

	меҳмонхона
	ошхона
	чўмилиш хонаси
	ётоқхона

Lesson 2

1. Ўқинг.

u $\left\{ \begin{array}{l} \text{pupil, June, use, duty} \\ \text{jump, bus, cup, butter} \end{array} \right.$

y $\left\{ \begin{array}{l} \text{my, sky, try, dry} \\ \text{money, sorry, hobby} \end{array} \right.$

On the phone



III. Қуйидаги диалогни ўқинг ва ижро этинг.

Mahliyo - Good morning!

Nodira - Morning!

Mahliyo - Where are you , Nodira?
And what are you doing?

Nodira - I am in the kitchen.
I am having breakfast.
And what are you doing?

Mahliyo - I am in the living room.
I am watching TV.

Nodira - Come to us.

Mahliyo - O.K. Thank you. Bye!

IV. Гапларни таржима қилинг ва дафтарингизга ёзинг.

Бу бизнинг меҳмонхона. Унда битта эшик ва иккита дераза бор. Меҳмонхона катта. Мен ҳозир меҳмонхонадаман. Мен телевизор кўряпман.

V. Нуқталар ўрнига керакли сўзларни қўйинг.

1. We have a sofa, a carpet in our ...
2. My mother is in the ...
3. There are many fruit trees in our...
4. I have a bed in my ..
5. My brother in the... . He is washing his hands.
(kitchen, living room, garden, bedroom, bathroom)

Homework

I. Расмга қараб диалог тузинг. *What are you doing?*
Нима қиляпсиз? иборасидан фойдаланинг.



Lesson 3

I. Ўқинг.

seat-sit	sheep-ship
leak-lick	see-sea
bean-bin	heat-hit

New words

a carpet-гилам

a sofa-диван

a piano-пианино

a bookshelf-китоб жавони

a study-хона, дарс тайёрлаш хонаси

II. Матнни ўқинг.

I have a house. It is not very big. We have 5 rooms in it. They are a living room, a bedroom, my study, a bathroom and a kitchen.

There is a sofa, a lamp, a piano, a carpet, a table, a chair and a bookshelf in my room. There are two pictures in my room. They are on the wall. There are many books on my bookshelf.

I do my lessons in my study every day. I like my room very much.

III. Матн юзасидан саволларга жавоб беринг.

1. Have you got a home?
2. How many rooms have you got?
3. What do you have in your own room?
4. Have you a picture in your room?
5. What do you do in your room?

IV. Расмдан фойдаланиб, дўстингизнинг уйи ва оила аъзолари ҳақида сўзлаб беринг.



V. Намунага қараб, савол тузинг, жавоб беринг ва ёзинг.

Намуна: go /home/ afternoon Yes / No/

Do you go home in the afternoon? Yes

watch TV at 7 o'clock Yes / No/

study English every day Yes / No/

have breakfast at 4 o'clock Yes / No/

go to bed in the morning Yes / No/

Homework

1. Синфда ўқиган матндан фойдаланиб, хикоя тузинг ва айтиб беринг.

2. Қуйидаги сўзларни ўзбек тилига таржима қилинг ва ёд олинг.

carpet, sofa, lamp, chair, piano, bookshelf, wall, clock.

Unit 6

My town

Lesson 1

I. Расмдан фойдаланиб, ўз шаҳрингизни (қишлоғингизни) тасвирланг. Янги сўзларни ёзиб олинг ва ўрганинг.

Ҳикоянгни *There is/are, we have got* иборалари билан бошланг.



II. Сўзларни алфавит тартибида қўйиб чиқинг ва ёд олинг.

supermarket, post-office, house, cinema, clothing store, cafe, toys store, park, bus-stop, school, college, stadium, hotel, street, centre, village.

III. Саволларга жавоб беринг ва дафтарингизга ёзинг.

1. Is there a college in your town?
2. Are there many shops in your street?
3. Is your school in the centre of your town?
4. Is it a supermarket «Sayid Mukhtor»?
5. Are there bus stops in your village?

IV. Ўзга шаҳар ёки қишлоқдаги дўстингизга ўз шаҳрингиз (қишлоғингиз) да нималар бор эканлиги ҳақида хат ёзинг.

V. Нуқталар ўрнини тўлдириг ва ўқинг.

I live in is my town. It is ... and It has ..., ..., ..., ... I like my ... very much.

(It, Osh, old, nice, bus stops, cinemas, schools, shops, town, big, beautiful)

Homework

I. Синфда ўрганган сўзларни ёд олинг.

II. Ўз шаҳрингиз (қишлоғингиз) ҳақида 5-6 гап ёзинг.



Lesson 2

I. Ўқинг.

[ou] - [au]

show	now
grow	town
blow	how
low	wow

II. Гапларни таржима қилинг ва ёзинг.

1. There is a shop in my street.
2. Next to the shop, there is a post office.
3. Not far from the post office there is a toy store.
4. There is no cafe in my street.

III. Матнни ўқинг ва сўзлаб беринг.

Saida's house is in the centre of the town. It is in Navoi Street. There are a lot of cars in the street. It is a very busy street. Next to her house, there's a toy store and a post office.

Opposite to her house, there are two supermarkets. There are many clothing departments for men, women and children

in these supermarkets.

Far from her house there is a bus stop.

IV. Матнда иштирок этган отларни бошқа шахсдаги олмошлар билан алмаштиринг ва ёзинг.

V. Матн асосида саволларга жавоб беринг ва ёзинг.

1. Is Saida's house in the centre of the town?
2. Where can we see a lot of cars?
3. Is there a toy store and post office next to her house?
4. Where are the supermarkets?
5. Are there many clothing departments for men, women and children in these supermarkets?

V. Қуйидаги гапларни таржима қилинг.

1. Бизнинг уйимиз шаҳар марказида.
2. Бу кўча жуда катта ва чиройли.
3. Бизнинг кўчамизда почта ва ўйинчоқлар магазини бор.
4. Магазиндан унча узоқ бўлмаган жойда автобус тўхташ бекати бор.

VI. Дўстингиз билан шахрингиз ҳақида суҳбатлашинг.

Намуна:

-Where are you from?

- I am from Osh.

- Can you tell me about your town?

- Yes, of course. We have many places of interest in Osh.

Lesson 3

I. Гапларни ўқинг ва кенгайтирилишига эътибор беринг.

I live

I live in Osh.

I live in Osh in Kyrgyzstan street.

I live in Osh in Kyrgyzstan street with my family.

II. Гапларни таржима қилинг.

Қирғизистонда кўп шаҳарлар бор. Улар: Бишкек, Ўш, Ўзган, Жалолобот, Қизилқия, Тошкўмир, Қора кўл, Талас, Норин.

Биз Ўзган шаҳрида яшаймиз. Биз 5-синфда ўқиймиз.

III. Нуқталар ўрнини керакли сўзлар билан тўлдириг.

Jalolobot is a beautiful ... in Kyrgyzstan. We can see a lot of ... in the street of Jalolobot. We have ... of interests in Jalolobot.

(cars, town, places)

IV. Чет эллик меҳмонга ўз шаҳрингизнинг қизиқарли жойларини таништиринг.

Homework

I. Ўз кўчангизни тасвирлаб ёзиб келинг.

II. Иккинчи машқ асосида суҳбатлашинг.

Revision II

I. Сўзларни алфавит тартибида ёзиб чиқинг
sugar, milk, bread, egg, coffee, tea, cheese, juice,
chocolate, bun, pie.

II. Расмга қараб «Breakfast» яъни «Менинг
эрталабки нонуштам» мавзусида хикоя тузинг.



III. Ўқинг ва гапларни таржима қилинг.

Sevara is my friend. She is ten. She lives in Gagarin street. She lives in a big house in Gagarin street. There are 5 rooms in it: a living room, a bedroom, a kitchen, a bathroom and a study. In her study she has a bed, a table, a chair, a bookshelf and a piano.

IV. Расм асосида дўстингиз билан
суҳбатлашинг.



V. Кроссвордни ечинг

1. ювиниш хонаси
2. ошхона
3. боф
4. меҳмонхона

5. дераза
6. уй.



Unit 7

Seasons and weather

Lesson 1

I. Шеърни ёд олинг.

Autumn is yellow,
Winter is white,
Spring is green,
Summer is bright.

II. Саволларни ўқинг ва расмлардан фойдаланиб, уларга жавоб беринг.

What weather do we have in spring?

What weather do we have in summer?

What weather do we have in autumn?

What weather do we have in winter?

Do you like the weather in spring (summer, autumn, winter)?



New words

- often-** тез-тез
- warm-** илиқ
- cool-** салқин
- night-** тун
- harvest-** ҳосил

III. Матни ўқинг. Таржима қилинг ва сўзлаб беринг.

Seasons

It is spring. Spring is a warm season of the year. It often rains in spring. But the rains are warm in spring. You can see flowers in the streets and in the gardens in spring. The trees are green. The weather is nice in spring.

Summer is hot. The days are long. The nights are short. We have no rains in summer. The flowers are nice in summer.

The weather is cool in autumn. The trees are yellow and red in autumn. It rains in autumn. The rains are cold. Autumn is the harvest season.

Winter is cold. The streets, the houses and the trees are white with snow. It often snows. The days are short in winter. The weather is cold in winter.

IV. Матн асосида саволларга жавоб ёзинг.

- 1) When are the trees green?
- 2) When are the trees red and brown?
- 3) When do you see many flowers in the gardens?
- 4) When are the days long?
- 5) When are the days short?
- 6) When is the weather hot?
- 7) When does it often snow?
- 8) What is the beautiful season of the year?

Homework

I. Сўзларни ёд олинг.

cool, often, night, harvest, snow, rain.

II. Юқорида берилган матнни сўзлаб беринг.

Lesson 2

I. Гапларни ўқинг. Ажратиб кўрсатилган иборанинг маъносини гап мазмунига қараб тушунишга ҳаракат қилинг.

We have a rest in summer.

In summer

many children

swim

boat



in rivers and lakes



II. Матнни ўқинг ва таржима қилинг.

Summer in the village

The summer is very hot in Kyrgyzstan. Abror has a granny. His granny lives in the village. Abror lives with his granny in the village. He does not go to school in summer. He gets up at six o'clock every day. He dresses. Abror doesn't wash at home. He goes to the lake and washes there. At seven o'clock he has breakfast. After breakfast his granny washes the dishes. Abror helps his granny. Then they go to the garden and work there. Abror helps his granny to water the trees in the garden. He likes this work.

When the work is over, Abror has a rest.

He goes to the lake. He swims and plays there. The water is warm. Abror swims much. He swims well.

He likes to go to the lake in the evening, because the water in the lake is warm in the evening.

III. Саволларга жавоб беринг.

- 1) Where do you go in summer?
- 2) Do you go to the village or mountain in summer?
- 3) How can you describe the lake?
- 4) Say what do you do in summer?

IV. Ёзинг ва таржима қилинг.

- 1) In summer we don't go to school.
- 2) We do not study at school in July.
- 3) We have our holidays in Kyrgyzstan.
- 4) We can travel in summer.

V. Расмларда тасвирланган предметларни
ифодаловчи сўзларни ўқинг.

We can travel by

- plane
- bus
- car



Homework

I. Берилган сўзлардан фойдаланиб, иккита
гап тузинг.

1) We, go, by, bus, can, Osh, to.

2) My, likes, summer, friend.

II. Ёзги таътилда қаерда бўлганингизни
инглизча гапириб беринг.

III. Ёзинг, нуқталар ўрнини тўлдириг.

My granny lives in

I usually go there by I have ... there.

Lesson 3

I. Тингланг ва такрорланг.

[a:] [ə:]

far-fir

farm-firm

[ɔ:] [ə:]

short-shirt

form-first

[ou] [ə:]

goat-girl

boat-bird

II. Шеърни ўқинг, ёзинг ва ёд олинг.

The sky is blue.

The sun shines brightly.

The trees are green.

You see flowers in the gardens.



New words

weather- об-ҳаво

celebrate-нишонламоқ

field- дала

to grow- ўстирмоқ

cotton-пахта

pick - термоқ

pick up- йўл-йўлакай олиб кетмоқ

weed- ўтов қилмоқ, ягана қилмоқ

III. Матнни ўқинг. Таржима қилинг ва сўзлаб беринг.

Spring

Spring is a nice and beautiful season.

We like the weather in spring. We have many holidays in spring. We celebrate the International Women's Day on the 8th of March. We have three holidays in May.

They are: the First of May, the 5th of May and the 9th of May.

Farmers work in the fields in spring and in summer. They work in the fields in autumn, too. They grow potatoes and cotton. Cotton likes hot weather and much water. The farmers must water the cotton fields. They water the fields where potatoes grow, too. In spring they weed the cotton and potato fields.

They pick up them in autumn.

IV. Матндан фойдаланиб, саволларга жавоб беринг.

- 1) Is spring a beautiful season?
- 2) What spring holidays do you know?
- 3) Where do your parents work in summer?
- 4) Do the farmers grow cotton in Kyrgyzstan?
- 5) Do they grow potatoes?
- 6) Does cotton like much water and hot weather?
- 7) Do the farmers weed cotton fields?

Homework

I. Қуйидаги сўзлар иштирокида гаплар тузинг.

In the fields, to grow cotton, weed, hot weather, farmers, in autumn.

II. Синфда ўқилган шеърни ёд олинг.

III. Матндан янги сўзлар иштирок этган гапларни ўқинг ва мазмунига эътибор беринг. Уларни таржима қилинг ва ёзинг.

Unit 8

Nature

Lesson 1

I. Шеърни ўқинг ва ёд олинг.

Butterfly, butterfly,
Where do you fly,
So quickly and high
In the blue, blue, sky?



II. Расмга қараб саволларга жавоб беринг.

- What can you see in the pictures?
- Where do you like to spend your holidays?
- Where does your friend like to spend his (her) holidays?
- Where were you last summer?
- Where will your family go next summer?



III. Ўқинг. Таржима қилинг ва сўзлаб беринг.

The Earth

We live on the Earth. There is much water on the Earth. It is in rivers, lakes, seas and oceans. There are a lot of forests and fields, hills and mountains on it.

The Earth is full of wonders. Different animals live on the Earth. Different plants grow on it. The Earth is beautiful.

There are large countries and small countries in it.

There are warm countries and cold countries in the world.

When it is day in one country, it is night in another country. When the sun shines, it is a day, when the sun does not shine, it is night.

People live in different countries. They speak different languages.

IV. Матн асосида саволларга жавоб ёзинг.

Where do people live?

What is there on the Earth?

The Earth is beautiful, isn't it?

When can you see the sun in the sky?

What country do you live in?

Homework

I. Сўзларни ёд олинг.

Earth ocean field

sky river hills

sea forest wonder

II. Гапларни тулдириг ва ёзинг.

The Earth is very ...

Different ... grow on it.

You can see the moon in the sky ...

(at night, big, plants)

Lesson 2

I. Шеърни ифодали ўқинг. Ёд олинг.

We come to the fields,
My sister and I.
To see fine flowers,
And the blue, blue, sky.

II. Сўзларни ёзишни ўрганинг ва гаплар тузинг.

Forester, garden, mushroom, berry, nature forest, wonder, different, food.

III. Матни ўқинг. Таржима қилинг. Сарлавҳа кўйинг.

The forester lives and works in the forest. He lives in a small house. He has a garden. Different plants grow in his garden.

The nature is very beautiful there. There is a lake near the house. The lake is full of fish. Near the lake there are high green hills and large fields. A lot of different flowers grow in the fields. The forest is full of mushrooms and berries.

Different birds and animals live on the hills and in the forest. The forester knows a lot of things about animals: where they live in winter and in summer, what they eat, what they like to do, how they teach their children and play with them. He knows all about birds, too. When a bird is singing he can say what bird it is. In winter, when there is not much food to eat in the forest, he feeds the birds with something to eat.

IV. Диалогни ўқинг ва ўртоғингиз билан шундай мавзуда суҳбатлашинг.

-Where do you want to go in summer?

-I want to go to the forest.

- Why do you want to go there?
- Because the forest is full of wonders.
- Is nature beautiful in the forest?
- Oh, yes. The nature is so beautiful there.

V. Қуйидаги саволларга ёзма равишда жавоб беринг.

- 1) Who is a forester?
- 2) Do you want to go to the forest?
- 3) Is the lake full of fish?
- 4) What does the forester know about birds?
- 5) What does he do in winter?

Homework

I. Ёзинг ва таржима қилинг.

1. I like birds and animals.
2. The forest is full of wonders.
3. We can see animals in the forest

II. Матнга 3 савол тузинг.

Lesson 3

I. Тингланг ва ўқинг.

Lake, the Issyk Kul Lake, swim, water, beautiful.

II. Ўқинг.

The water is warm in the lake.

The lake is very beautiful.

We swim in the Issyk Kul Lake in summer.

III. Диалогни ўртоғингиз билан тўлиқлаб айтинг.

-Can you ... ?

-Yes,

-Is Issyk Kul Lake ... ?

-Yes,

-Is the water ... ?

-No, it



IV. Матнни ўқинг. Сарлавҳа кўйинг.

There are many lakes in Kyrgyzstan. Issyk Kul Lake is very large. The lake is nice. The water in the lake is warm and blue. You can see mountains around the blue lake. The mountains are white with snow. They are white with snow in winter and in summer, too. The water of the lake is warm in summer and in winter. That is why it has such a name.

The Issyk Kul means a hot lake in Kyrgyz and Uzbek. Every summer many children go to Issyk Kul Lake.

V. Матн асосида саволларга оғзаки жавоб беринг.

- 1) Is the lake nice and beautiful?
- 2) Is the water blue and warm in the Issyk Kul Lake?
- 3) What can you see around the lake?
- 4) Are the mountains white with snow?
- 5) Are the mountains white with snow in summer, too?
- 6) Where do children go in summer?

VI. Нуқталар ўрнини матн мазмунига мос равишда тўлдириб ёзинг.

The Issyk Kul ... is very ...

The ... in the lake is warm

Issyk Kul means a hot lake ...

Homework

I. Матндан янги сўзлар иштирок этган гапларни кўчириб ёзинг.

II. Матнни сўзлаб беринг ёки расмни тасвирланг.



Unit 9

- We like sports and games

Lesson 1

I. Тингланг ва такрорланг.

[e] healthy, very, tennis, them, well.

[ŋ] strong, bring, song, sing, thing, skating, running.

II. Қуйидаги гапларнинг сўроқ ва инкор (бўлишсиз) шаклини тузинг.

1. My sister can speak English well.
2. Children may play in the garden every day.
3. She must go home.
4. We can grow flowers.
5. They may read these books.
6. You must copy the text.

III. Нуқталар ўрнини *can, may, must* модал феъллари билан тўлдириг.

1. You ... speak English well.
2. If you want to know much, you ... study.
3. ... you speak Russian?
4. You ... not speak at the lesson.
5. ... I take your book?

IV. Модал феълларнинг маъносига эътибор бериб, ўзбек тилига таржима қилинг.

1. She can read well.
2. He must study at school.
3. You may take my book.
4. May I come in?

5. We must take care of ecology.

6. I can go for a walk.

V. Матни ўқинг. Сўзлаб беринг.

New words

to go in for sports-спорт билан шуғулланмоқ

to go in for track and field athletics-оғир ва енгил атлетика билан шуғулланмоқ

high jumping-баландликка сакраш

long jumping-узунликка сакраш

skating-конькида учиш

skiing-чанғида учиш

swimming-сувда сузиш

team-(команда) жамоа

to take part in-қатнашмоқ

to win (won, won)-ютиб олмоқ, фолиб чиқмоқ

We like sports and games

Sport is very useful for our health. If you want to be strong and healthy, you must go in for sports. In our school we have a football team and a volley-ball team. Last year our volley-ball team took part in the championship for children and won it.

Our football team did not take part in the world championship because it is not very strong. Many children of our school play table tennis and go in for track and field athletics.

Some of them go in for running. Some of them go in for high jumping or for long jumping. Many of our schoolchildren go in for skating and skiing.

VI. Саволларга жавоб беринг.

1. Do you go in for sports?

2. Does your brother go in for track and field athletics?
3. Can you take part in the volley-ball championship?
4. Do you like to skate or to ski?

Homework

I. Янги сўзларни ёд олинг ва улар иштироқида гаплар тузинг.

II. Таржима қилинг.

1. My little brother goes in for sports.
2. He won the championship.
3. You must go in for swimming.
4. In winter I go in for skating.

Lesson 2

I. Ўқинг.

volley-ball, championship, to be strong, to be healthy, to go in for sports, to play table tennis, to take part in.

II. Нуқталар ўрнини керакли сўзлар билан тўлдириг.

- | | |
|---------------------------------------|------------------------------------|
| 1. Our schoolchildren
can play ... | a volley-ball team |
| 2. Some of them go
in for ... | table-tennis
skating and skiing |
| 3. In our school we
have ... | track and field athletics |
| 4. We have
in our school | to play chess |
| 5. I like ... very much. | a good skater |
| 6. Are you a ... ? | |

III. Ўзбек тилига таржима қилинг.

1. Our team takes part in the volley-ball championship.
2. Her sister goes to the skating-rink every day in winter.
3. The boys of our class took part in the races last year.
4. I go in for high jumping.

IV. Диалогни ўқинг. Ўхшаш диалог тузинг.

Winter sports

Shuhrat: What sports do you go in for in winter?

Azam: I go in for skating.

Shuhrat: Are you a good skater?

Azam: Yes, I can skate very well.

Shuhrat: Where do you usually skate?

Azam: I usually skate in the stadium. There are many skaters there. Shuhrat, do you go in for skating in winter, too?

Shuhrat: No, I am a very bad skater. I go in for skiing. I like to ski very much.

Azam: O.K. We can go in for sports every day.



V. Қуйидаги сўзлар билан гаплар тузинг.

to take the first place, to win a championship, team, a football team, to take part in.

VI. Расмдан фойдаланиб дўстингиз билан диалог тузинг.



VII. Гапга савол тузинг ва жавоб беринг.

1. I want to be strong and healthy.
2. He goes in for sports.
3. We have a good football team in our school.
4. I don't go in for swimming.
I can't swim well.
5. I like winter sports best of all.
6. She is the best swimmer.

Homework

- I. Синфда ўқиган диалогни ёд олинг.
- II. Қишда қайси спорт билан шуғулланасиз, шу ҳақида ёзиб келинг (4-5 гап тузинг).

Lesson 3

- I. Ўқинг ва таржима қилинг.
to skate, to ski, to swim, to run, to jump, to be a good skater, to play table-tennis.
- II. Қуйидаги сўзларнинг антонимини беринг.
a good skater, young, small, morning, many, sit down, warm, to go in for sports, a bad player.

III. Ўқинг, таржима қилинг ва ёд олинг.

Summer sports

Zuhra: Barno, what sports do you go in for in summer?

Barno: I go in for table-tennis and swimming.

Zuhra: Azam, do you go in for swimming too?

Azam: No, I don't go in for swimming. I cannot swim at all. In summer I usually go in for high jumping and play volley-ball.

Zuhra: Azam, does your sister go in for high jumping too?

Azam: No, my sister goes in for long jumping and running. She is a good runner. She also likes to play chess. Zuhra, and what sports do you go in for in summer?

Zuhra: I go in for running.

Barno: Does your brother go in for running too?

Zuhra: No, my brother plays football. He is a very good football-player.

Barno: Oh, it is very pleasant.

IV. Гапга савол тузинг ва жавоб беринг.

1. They can play tennis well.
2. Dilshod is our champion in high jumping.
3. Husan is the best skater in our school.
4. My sister goes in for volley-ball.
5. She wants to go in for swimming.
6. I like summer sports best of all.

V. Саволларга жавоб ёзинг.

1. What teams do you have at your school?
2. Is there a table-tennis team at your school?
3. What sports do the children of your school go in for?
4. What must you do if you want to be strong and healthy?

VI. Нуқталар ўрнини тўлдириг.

1. My sister likes to play ...
2. I go in for light ...
3. We want to be strong and ...
4. He goes in for high ...

Homework

I. Нуқталар ўрнини олд кўмакчилар ва керакли сўзлар билан тўлдириб ёзинг (*in for, at, of, in*).

1. Nobody goes skating.
2. Last year I went ... for running.
3. Some ... them go in for swimming.
4. Who took part ... the championship?
5. My brother is good ... football.

II. Расмдан фойдаланиб диалог тузинг.



Revision III

I. Расмга қараб савол тузинг.

II. Расмни тасвирланг.



III. Берилган сўз бирикмалар иштирокида гаплар тузинг.

Pupils

My brother

They

Sevara

like to skate

was in the country

want to swim

go in for sports

in summer.

in winter.

in cold days.

in warm days.

IV. Нуқталар ўрнини керакли сўзлар билан тўлдириг.

1. June, July and August are ... months.
2. The ... is blue.
3. There are no ... in the sky.
4. It often rains in
5. The days are short in
6. ... is a beautiful season.
(spring, clouds, summer, sky, winter, autumn).

V. Берилган сўзларнинг антонимини топиб айтиг.

- | | |
|-------------------|---------------------|
| 1. good weather | 1. bad weather |
| 2. the best pupil | 2. hot weather |
| 3. cold weather | 3. rainy weather |
| 4. sunny weather | 4. the worse pupil. |

VI. Ўқинг ва савол тузинг.

1. There are many long and short rivers in our country.
2. Birds are very useful for our life.
3. Children plant trees in their school garden.
4. We must not break the trees.
5. The nature of Kyrgyzstan is wonderful.

VII. Ўқинг ва таржима қилинг. Матнни сўзлаб бериг.

Birds are my friends

Birds are very good for me. I like them very much. One day I was at home with my classmate Bakhodyr. The weather was very cold in the street, because it was winter. It was snowing in the morning. When we looked around, we

saw two little birds on the tree. They were hungry and wanted some food. And we decided to give them some food. It was a very good idea. The birds liked food.

They need our help. I always give them food in winter. All birds are my friends. We must take care of birds and animals.



VIII. Қуйидаги сўзлардан фойдаланиб гаплар тузинг.

to go in for sports, to go for a walk, to skate well, to ski, to take part, participant.

IX. Расмни тасвирланг.



X. Юқоридаги расм ҳақида савол жавоб қилинг.

Unit 10

Hobby

Lesson 1

I. Ўқинг тагига чизип кўйилган сўзнинг маъносини гап мазмунига қараб тушунишга ҳаракат қилинг.



Zarnigor has got a pet. Her hobby is feeding pets.



Dilshod likes to draw pictures. His hobby is drawing pictures.



Vohid likes to listen to music. His hobby is listening to music.

II. Саволларни ўқинг ва жавоб беринг.

Намуна:

Have you got a pet, Jahongir?

Yes, I have, I have got a puppy.

1. Have you got a goldfish?
2. Has she got a kitten?
3. Has your brother got a rabbit?
4. Have you got a puppy?

III. Ўқинг. Таққосланг.

Don't forget!

Pets are members of the family. Treat them kindly. Never cry at them, never beat them. Feed them. Pets also live the life of your family and is very sorry, if something is wrong in your family.

Унутманг!

Уй ҳайвонлари ҳам оилангиз аъзосидир. Уларга меҳрибонлик қилинг. Ҳеч қачон уларга бақирманг, ҳеч қачон уларни урманг. Уларни боқинг. Оилангизда бирор қор ҳол бўлса улар ҳам ташвиш тортадилар.

IV. Саволларга расмлардан фойдаланиб жавоб беринг.

1. What does Nodir want to buy for his little brother?
What is his little brother's hobby?
2. What does Sohiba want to buy for her sister?
What is her sister's hobby?
3. What do the children want to buy at the shop?
What are their hobby?
4. What does your brother want to buy at the market?
What is his hobby?



V. Нуқталар ўрнини тўлдириг ва ёзинг (to play, to feed, to watch, to work).

1. The girl likes to play chess. I want ... chess with her.
2. We go to the pet shop. We ... the gold fish in the pet shop.
3. My brother is at home. He ... TV programme. His hobby is watching TV.

4. My father ... in the garden. His hobby is working in the garden.

Homework

1. Севган машгулотингиз ҳақида 5 ёки 6 та гап ёзинг.

2. Қуйидаги сўзларни ёд олинг.

goldfish, kitten, puppy, pet shop, rabbit, kind.

Lesson 2

I. Гапларни ўқинг ва ёддан айтинг.

My hobby.

My hobby is playing ball.

My hobby is playing ball with my friends.

My hobby is playing ball with my friends in the garden.

II. Қуйидаги саволлар билан дўстингизга муурожаат қилинг.

1. What is your name?

2. Where do you live?

3. What street do you live in?

4. What form are you?

5. What is your hobby?

6. What do you do in your free time?

New words

spend- ўтказмоқ

alone- ёлғиз

collect- йиғмоқ

stamp- марка

go in for- шуғулланмоқ (спорт билан)

be fond of- ишқибоз бўлмоқ

tennis cort-теннис ўйнаш майдони, теннис корти
tennis competition-теннис мусобақаси

III. Матни ўқинг, янги сўзларнинг ишлатилишига эътибор беринг.

Akmal's hobby

Akmal has a friend. His name is Shavkat. He likes to collect stamps. His hobby is collecting stamps. He likes to stay at home alone. But Akmal doesn't like to stay at home alone. He goes in for sports. His hobby is playing tennis. He plays tennis with his friends in the tennis cort. He takes part in tennis competition every year.

IV. Матнга савол тузинг ва дўстингиз билан суҳбатлашинг.

Намуна: What is Shavkat's hobby?

V. Қуйидаги гапларни давом эттириб ёзинг.

My hobby is

Bishkek

I live in

(to) listen to music

In my free time I

reading books

I am fond of

growing flowers.

Homework

1. Синфда ўрганган сўзларни ёд олинг.
2. Матни ўқинг ва сўзлаб беринг.
3. Янги сўزلардан фойдаланиб гаплар тузинг ва ёзинг.

Lesson 3

I. Қуйидаги устинлардан керакли сўзларни олиб савол тузинг.

What	is	your	play	sports?
When	do	you	collect	tennis?
Where	does	she	go in for	hobby?
With whom		he	like	stamps?

II. Қуйидаги сўзлар иштирокида гап тузинг ва ёзинг.

- 1 Goes in for, he, football, every day.
- 2 Plays, she, table, tennis, after the lesson
- 3 Hobby, is, her, reading, books.
- 4 Want, they, every sunday, to go, tennis cort, to.

III. Диалогни ўқинг ва ижро этинг.



Matluba: Hi Omadbek! Where are you going?

Omadbek: Hi Matluba. I am going to the sport club.

Matluba: What do you do there?

Omadbek: I go in for sports. I go in for boxing. My hobby is going in for boxing.

Matluba: Very nice Omadbek.

Omadbek: Where are you going Matluba?

Matluba: I am going to the English club. I am learning English there. My hobby is learning English.

IV. Гапларни таржима қилинг.

1. I want to buy a camera because my hobby is taking photos.
2. She wants to listen to music. Her hobby is listening to music.
3. He goes in for sports every day because his hobby is playing football.
4. My mother sews a new dress for me. Her hobby is sewing dresses.
5. My elder sister likes to cook sweets. Her hobby is cooking sweets.

Homework

1. Расмга қараб Нодир ва унинг синглиси қизиққан машғулот ҳақида хикоя тузинг.



Unit 11

Holidays

Lesson 1

I. Сўзларни ўқинг ва гап тузинг.

Holiday, get ready. March, cake, flower, the International Women's Day, bring.

II. Саволларни ўқинг ва уларга жавоб ёзинг.

Do you like cakes?

Can you get the cakes ready?

Can your sister get the cakes ready?

Have you flowers in the yard of your school?

III. Диалогни ўқинг. Ўхшаш диалог тузинг.

- Is it the 8th of March today?

- Yes, it is.

- Do we have a holiday today?

- Yes, we have a holiday today.

- What holiday is it?

- It is the International Women's Day.

- What do children bring to their mothers on that day?

- They bring flowers.

- Do you want to give flowers to your teacher?

- Oh, yes. She will be very glad.

- It's high time. Good-bye!

- Good-bye!

IV. Матни ўқинг ва сўзлаб беринг.

The International Women's Day

It is the 8th of March today. We have a holiday. It is the International Women's Day. This is the holiday of our mothers, sisters and teachers. Children and fathers bring flowers to mothers on that day. Pupils bring flowers to their teachers. We are boys. We must clean rooms. We get the cake ready for breakfast. We congratulate mothers and sisters with flowers and cakes.



V. Ёзинг ва таржима қилинг.

It is the International Women's Day.

It is the holiday of my mother.

I help my mother on that day.

Homework

I. Матнни сўзланг.

II. Сўзларни кўчириг ва ёдланг.

get ready, congratulate, cake, holiday, the International Women's Day.

Lesson 2

I. Тингланг ва такрорланг.

Happy, gay, slogan, laugh, Long live, dance.

II. Матнни ўқинг ва сўзлаб беринг.

May Day



Today is the 1st of May. Our town is very nice today. The houses are clean and nice. The streets are beautiful. The trees are green .

The gardens are green too. You can see many people and children in the streets. People and children have flowers in their hands. People sing and dance in the streets. They have red flags, many slogans and pictures in their hands. All people are happy and gay. They say, «Long live May Day!» It's a great holiday. We like the First of May.

III. Матн асосида саволларга жавоб беринг.

What holiday do we have on the First of May?

Do you like this holiday?

Where do you go on the First of May?

Do you dance and sing on that day?

IV. Шеърни ўқинг ва ёд олинг.

When it is May

We play and sing,

We are all gay,

We like the spring!

V. Гапларни тўлдириб ёзинг.

We see red ... and ... in the streets on the First of May.

People say, «Long Day!»

All people are ... and ... on that day.

VI. Қуйидаги сўзлар иштирокида иккита гап тузиб ёзинг.

a) the, girl, in the, street, people, see, many.

b) It, holiday, is, a, today.

Homework

1. Сўзларни кўчириб ёзинг.

Happy, gay, laugh, dance, slogan, sing.

Lesson 3

I. Тингланг ва такрорланг.

want - went

know - no

week - weak

now - new

walk - work

our - hour

II. Гапларни ўқинг. Ажратиб кўрсатилган сўз маъносини гап мазмунига қараб тушунишга ҳаракат қилинг.

Ilhom has a grandfather. He lives in the village.

He has no grandmother. He doesn't live in the village.

His grandfather is a veteran.

He is not a veteran.

III. Ўқинг. Таржима қилинг.

It is spring. Today is the 9th of May. The 9th of May is the Victory Day. The Victory Day is a great holiday. All people are in the streets on that day. They are very happy. They sing and dance. They say, «Long live the Victory Day». On that day we congratulate veterans.



IV. Саволларга жавоб беринг.

- 1) When do we have the Victory Day?
- 2) What do all people do on the 9th of May?
- 3) Do they sing and dance in the streets on that day?

- 4) Are they happy?
- 5) What do the people say?
- 6) Whom do you congratulate on that day?

V. Гапларни сўроқ шаклига айлантинг ва ёзинг.

- 1) The First of May is a holiday.
- 2) May is the spring month.
- 3) All people are in the streets on the 9th of May.

Homework

1. Нуқталар ўрнига керакли сўзларни қўйиб, гапларни ёзинг.

My grandfather is He is a ...

I ... him on the 9th of May.

I am proud of my

(grandfather, congratulate, veteran, old)

2. Матнни ўқинг ва сўзлаб беринг.

Unit 12

At the Zoo

Lesson 1

I. Тингланг ва такрорланг.

[kw]	[f]
quick	elephant
quite	phone
question	physics
quarter	philter.

II. Ўқинг ва таржима қилинг.

1. There was a map on the table.
2. There were many animals at the Zoo.
3. There was a bag in his hand.
4. There was a lake near the village.
5. Were there many cars in the street?
6. Was there a big window in the room?

III. Ажратиб кўрсатилган феъллар билан савол тузинг ва *to be* феълининг ўтган замон шаклига эътибор беринг.

1. There were many pupils in the yard.
2. There was a nice garden near our house.
3. There were boys and girls in the circle.
4. There was a letter from England on the table.

New words

so-шундай, шундай қилиб, шунинг учун

to decide-қарор қилмоқ

far-узоқ

cage-катак, қафас

corner-бурчак

food-овқат

trunk-филнинг тумшуғи

a wolf-бўри

to be afraid (of)-қўрқмоқ

fox - тулки

IV. Матнни ўқинг ва таржима қилинг.



At the Zoo

Yesterday was Sunday. So, I decided to go to the Zoo with my little sister. She wanted to go to the Zoo very much. The Zoo was far from our house and we went there by bus. And we saw many animals at the Zoo. The animals were in the cages. We wanted to see monkeys and came up to the cage of monkeys. There were two monkeys in the cage. We gave them bananas. Then we went to the next cage. There we saw an elephant. The elephant was in the cage in the corner of the Zoo. We stood there and saw how the elephant took the food with his trunk. When we saw a wolf I was afraid. After that we saw many other animals and birds. Then we went home. It was very interesting to see many animals and birds at the Zoo.



V. Матндан фойдаланиб саволларга жавоб беринг.

1. When did you go to the Zoo?
2. Did you go there with your friend?
3. Was the Zoo far from your house?
4. What animals did you see at the Zoo?
5. Were the animals in the cage?
6. What did you want to see?
7. How many monkeys did you see there?
8. Did you like the Zoo?

VI. Нуқталар ўрнини керакли сўзлар билан тўлдириг.

1. We saw many animals in the ...
2. There were two ... in the cage.
3. The Zoo was ... from our house.
4. We went to the Zoo by ...
5. Children stood in the corner and looked at the ...

VII. Антоним шаклини ёзинг.

- | | | |
|------------|-------------------|----------------|
| 1. to take | 5. in the evening | far |
| 2. near | 6. to go out | many, much |
| 3. little | 7. town | to answer |
| 4. to ask | 8. on week-days. | in the morning |
| | | to come in |
| | | village |
| | | to give |
| | | on week-end |

Homework

1. Янги сўзларни ёд олинг. Улардан фойдаланиб гаплар тузинг.

2. Расмдан фойдаланиб ҳикоя тузинг.





Lesson 2

I. Ўқинг. Ёд олинг.


Zoo, far, from, animals, a cage, a monkey, a wolf, to be afraid, an elephant, corner, trunk, a bird, food, fox.

II. Расмдан фойдаланиб гапларни тўлдириг.

1.  is a very big animal.

2. The birds were on the 

3. We saw a  at the Zoo.

4.  is a very beautiful animal.

III. Сўзлардан фойдаланиб гап тузинг.

1. I, to, little, the, my, went, Zoo, with, sister.
2. An elephant, big, a, has, trunk.
3. The, in, monkeys, cages, the birds, and, the, we, were, and, near.
4. Saw, we, the, in, cage, monkeys, two.

IV. Нуқталар ўрнига «to be» феълини тегишли шаклда қўйинг.

1. We ... at the Zoo yesterday.
2. Munira and Mahfuza ... at the Zoo last week.
3. Many animals ... in the cages.
4. The lion ... in a big cage.
5. The birds ... in the cages.
6. I ... at the Zoo with my mother

V. Расмда нимани кўраётганингизни тасвирланг.



a bear



a tiger



a monkey



a fox



a lion



an elephant



a wolf

VI. Ўқинг ва таржима қилинг.

Many pupils of our 5th form are fond of animals. They like to read books about wild animals and often go to the Zoo. They also like to listen to interesting stories about animals.

They saw interesting cartoons about animals' life. My friends like such big and strong animals as: elephants, lions, tigers, bears. And of course they like monkeys. They are so funny! Young pupils afraid of wolves and foxes. Children like to see young animals.

VI. Саволларга жавоб беринг.

1. Are your friends in the 5th form fond of animals?
2. What books do they read?
3. Do they like to go to the Zoo?
4. Do they want to listen to interesting stories about animals?
5. What wild animals do you know?
6. Where do wild animals live?

VII. Гапларнинг инкор (бўлишсиз) ва сўроқ шаклини ёзинг.

1. I have many books about animals.
2. Many animals are in the cages.
3. We go to the Zoo together.
4. A lion is a big animal.

Homework

I. Қуйидаги сўзлар билан гаплар тузинг.

a tiger, a bear, a fox, a lion, a monkey, a wolf, an elephant.

II. Матнни сўзлаб беринг.

Lesson 3

I. Ұқинг ва ёд олинг.

Little bird, little bird
Look at me
I have a bird house
Oh, come and see.



II. Ұқинг. Гаплар тузинг.

a horse, a sheep, a goat, a parrot, a dog, a pig, a camel,
an eagle, a pigeon, a magpie, a cow, a crow.

III. Нуқталар ўрнига керакли сўзни қўйинг.

1. Cows, horses and dogs live ...
2. Tigers, lions and bears are at the ...
3. The children like very much.
(Zoo, on the farms, cats and dogs)

New words

to look after-ғамхўрлик қилиб қарамоқ

a camel-туя

a goat-эчки

a pig-чўчқа

a pigeon-кабутар

a parrot-тўтиқуш

a magpie-хакка

an eagle-бургут

a bird house (nest)-қуш ини

V. Гапларни ўқинг ва таржима қилинг.

1. There are many sheep, cows and horses there.
2. Murat's father and mother look after sheep.
3. Uktamjon has a big dog. Its name is Barbos.
4. The dog helps to look after sheep.
5. I like to look after animals.

VI. Матнни ўқинг ва таржима қилинг.

Little Tom lives in America. His house is near the forest. Every day he goes there for a walk. He likes birds and animals. He has a dog. The dog's name is Jack. One day he went to the forest with Jack. They went about the forest. There were some cries. The dog stopped barking. The dog ran to a big tree. The boy ran after the dog. They saw a little parrot near the tree.

It was in a trap (қопқон)

Its mother ran about and cried.

It needed to help. Tom and Jack helped the bird. He opened the trap. The bird was in the corner of the trap. Tom took the parrot and put it near its mother. After that they went home. They were very glad.

VII. Матндан фойдаланиб саволларга жавоб беринг.

1. Where does little Tom live?
2. Does he like birds and animals?
3. What is his dog's name?
4. Where did they go one day?
5. Why did the dog stop barking?
6. What did they see?

VIII. Қўйдаги ҳайвон ва парандаларнинг номини инглиз тилида айтинг.



IX. Инглиз тилига таржима қилинг.

1. Ҳовлида 15 та товуқ юрибди.
2. Шарифанинг тўтиқуши бор.
3. Болалар кабутар боқадилар.
4. Табиат дарсида ўқувчилар қушларга ин ясайдилар.

Х. Ёзинг ва таржима қилинг.

1. There were some birds on the tree.
2. Children like to make nests for the birds.
3. The pigeon is a domestic bird.
4. I want to give you my parrot.
5. We like to look after horses.
6. Mahamadjon has an eagle.

Homework

I. Таржима қилинг.

1. Мени катта бувим қишлоқда туради ва унинг бир сиғири, икки эчкиси, уч қўйи бор.
2. Равшаннинг ити ва оти бор.
3. Мен тоғда бургутни кўрдим.

II. Матнни сўзлаб беринг.

Revision IV

I. Ўқинг ва таржима қилинг. Ўзингизни севимли машғулотиңиз ҳақида сўзлаб беринг.

Hobbies

What is a hobby? It is what you like to do when you are not at school. Some boys and girls like photography or drawing, growing flowers or trees. Girls like to make toys or dresses for dolls.

Hobbies are your friends when you are lonely at home, or when it is raining.

Your hobby will help you to learn many interesting things. When you leave your school you may take your hobby as a profession.

II. Намунага қараб гапни ўтган замонга мослаштиринг.

His hobby is playing chess.

His hobby was playing chess.

1. She is learning to play the game.

2. It is difficult to play chess.

3. I am learning to think.

4. Dildora's hobby is kite-flying.

5. Kite-flying is a new kind of sport.

6. They are good pupils.

III. Севган машғулотингиз ҳақида инглиз ёки ўзбек тилида гапириб беринг.

IV. Шеърни ўқинг ва ёд олинг.

We are happy children,

Strong and full of fun.

Look at our banners

In the bright, bright sun.

V. Сўзлардан фойдаланиб гаплар тузинг.

balloon, wonderful, full of, a flag, slogans, to dance, to sing, fine, to be happy, the First of May.

VI. Нуқталар ўрнини керакли сўзлар билан тўлдириг.

1. On the 1st of May we went to the ...

2. The streets were ... people.

3. The weather was ...

4. The children had many red and yellow ...

(balloons, wonderful, full of, demonstration)

VII. Шиорларни ўқинг ва ёдда сақланг!

1. Long live the First of May!
2. Be happy and healthy!
3. May there always be peace!
4. Long live all children in the world!

VIII. Расм асосида матн тузинг ва дўстингиз билан савол-жавоб қилиб суҳбатлашинг.



IX. Гапларни инкор (бўлишсиз) ва сўроқ шаклга айлантиринг.

1. The 8th of March is a great holiday.
2. We go to a demonstration on that day.
3. People have balloons, flowers and flags in their hands.
4. They are happy on this wonderful spring holiday.

X. Гапларни ўқинг ва таржима қилинг.

1. My elder brother works at the Zoo.
2. There are many animals as a lion, a tiger, a monkey, a fox, monkeys, camels, parrots and others.
3. We like to go to the Zoo on Sunday.
4. To look after wild animals is very interesting.

XI. Ҳайвонлар номини кўпликка айлантинг.

a cow-

a dog-

a horse-

a goat-

a lion-

a wolf-

a tiger-

a monkey-

a camel-

a dog-

a sheep-

an eagle-

XII. Расм асосида диалог тузинг.



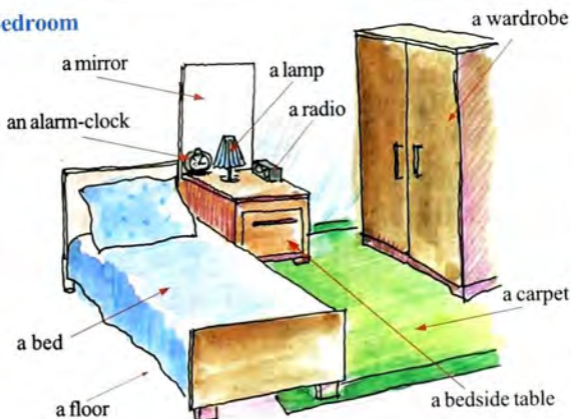
XIII. Гапларга савол тузинг.

1. There were some birds on the tree
2. The birds live in the bird-houses.
3. Shukhrat likes to look after the pigeon.
4. He wants to have a cage with a parrot in it.
5. The hen is a bird.

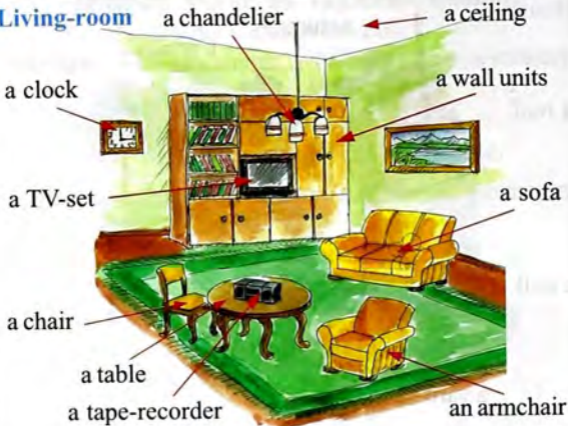
House



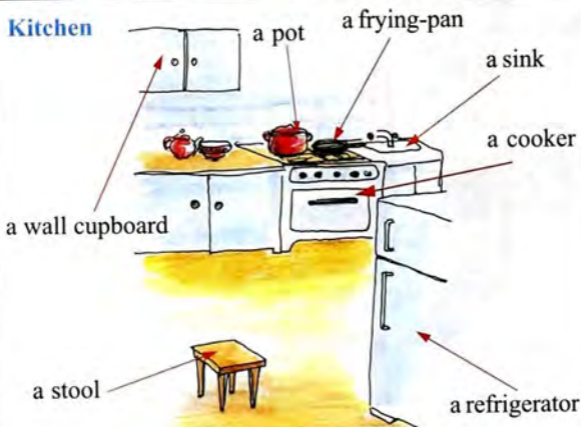
Bedroom



Living-room



Kitchen



Games

1. «At the shop»

Доскага (ёки столга) магазиндан олиш мумкин бўлган турли рангдаги предметларнинг расмлари осиб қўйилади.

Намуна:

Харидор: Please give me a ball!

Сотувчи: Do you want a red ball or a green ball?

Харидор: I want a red ball.

Сотувчи: Here you are.

Харидор: Thank you.

2. «Соқов телефон ўйини». Синф икки-уч командага бўлиниб, бир-бирларига қарама-қарши ўтирадилар. Биринчи ўтирган икки ўқувчига ўқитувчи пичирлаб битта гап айтади. Иккала ўқувчи ҳам шеригига шу гапни айтадилар ва ҳ.к. Охирида ўтирган ўқувчилар гапни овоз чиқариб айтадилар. Гапни тўғри айтган команда ютади.

Puzzles

1. Ребусларни ечсангиз сўзлар пайдо бўлади, топинг-чи улар қайси сўзлар экан.



i - ten - e





2. Аввал расмдаги предметларнинг номларини инглиз тилида дафтарингизга ёзиб, сўзларнинг ҳарфларини номерланг. Қуйидаги рақамлар тартибида ёзиб чиқсангиз янги сўз ясалади.

Намуна: I, I, III, II, VII, VI, IX, I, IX, I, VII, II, VII, I.



Let us learn English songs

I'm going to walk

I'm going to walk,
Walk, walk, walk,
All around the town,
I'm going to walk,
Walk, walk, walk,
All around the town,
I'm going to walk,
Walk, walk, walk,
All around the town,
And I never will stop,
Till I get tired!

The gallant ship

Oh, three times around
Went the gallant little ship,
And three times around went she,
Oh, three times around
Went the gallant little ship,
As she sank to the bottom
Of the sea, the sea, the sea.
As she sank to the bottom
Of the sea ...

My birthday

1. Farmer boy is blithe and gay,
Morning, noon and night
Song, or glee, or roundelay,
He whistles with delight.

2. Merry heart so gay and free,
Ever full of fun,
He will whistle merrily,
Until his work is done.

Little miss Muffet

Little miss Muffet
Sat on a tuffet,
Eating her curds and whey;
There came a big spider,
Who sat down beside her,
And frightened miss Muffet away.

Song

This is the way!!!

This is the way we do our jerks, we do our jerks, we do our jerks.

This is the way we do our jerks early in the morning.

This is the way we wash our hands, we wash our hands, we wash our hands.

This is the way we wash our hands early in the morning.

This is the way we go to school, we go to school, we go to school.

This is the way we go to school early in the morning.

This is the way we dance and sing, we dance and sing, we dance and sing.

This is the way we dance and sing when we come home from school.

Vocabulary

A

about - ҳақида, тахминан
absent - йўқ бўлмоқ
afraid - қўрққан
after - кейин, сўнг
again - яна, қайта
air - ҳаво
alone - якка, ёлғиз
also - ҳам, шунингдек
always - ҳар доим
animal - ҳайвон
another - бошқа, яна бир
answer - жавоб бермоқ
apron - этак, фартук
around - атрофида, теварагида
ask - сўрамоқ
attend - қатнашмоқ
attentive - ҳушёр, зийрак
August - август
autumn - куз, кузги

B

back - орқа, елка
bad - ёмон
ball - тўп
balloon - шар, пуфак
bathroom - чўмилиш хонаси
beautiful - чиройли, гўзал
because - чунки
by - атрофида, чамаси
become - бўлиб қолмоқ
bed - каравот
bedroom - ётоқхона
behind - орқасида
be fond of - севмоқ, шуғулланмоқ, ишқибоз бўлмоқ
berry - мева
begin - бошламоқ
bird - қуш, паранда
bird-house - қуш ини
black - қора

blank - бўш жой
blow - пуфламоқ, дам бермоқ
blue - кўк
boat - қайиқ
boil - қайнамоқ, пишмоқ
book - китоб
bread - нон
breakfast - нонушта
break - синмоқ, синдирмоқ
bring - олиб келмоқ
brown - жигарранг
butter - ёғ, сарёғ
butterfly - капалак
bus-stop - автобус бекати
busy - иш билан банд, машғул
buy - сотиб олмақ
by heart - ёддан

C

cafe - кофе
cage - қафас, катак
calf - бузоқ
camel - туя
cake - торт, кекс
camp - лагерь
carpet - гилам
celebrate - байрам қилмоқ, нишонламоқ
centre - марказ
cherry - олча
chess - шахмат
cheese - сир, пишлоқ
choice - танлаш, танлов
cinema - кинотеатр
circle - доира, тўгарак
clean - тозалармоқ
clothes - кийим
clock - соат
cloud - булут
cock - хўроз
college - колледж

colour - ранг
competition - мусобақа
congratulate - табрикламоқ
cook - пиширмоқ, тайёрламоқ
cool - салқин
corner - бурчак
country - мамлакат, ватан
cotton - пахта
cow - сигир
cup - пиёла, косача
cut - кесмоқ
curds - сузма, творог
cycle - велосипед

D

dark - қоронғу
date - сана, число
December - декабрь
decide - ҳал қилмоқ, қарор қилмоқ
demonstration - демонстрация, намоиш қилиш
describe - тасвирламоқ
dinner - тушги овқат, зиёфат
dining room - ошхона
dish - идиш, товоқ, таом, овқат
domestic animal - уй ҳайвони
door - эшик
draw - чизмоқ, ташимоқ
drink - ичмоқ
dress - кийинмоқ, кўйлак (аёл)
duck - ўрдак
duster - латта

E

each other - бир-бири билан
eagle - бургут
ear - қулоқ
early - эрта
earth - ер
eat - емоқ
ecology - экология
elephant - фил
enter - кирмоқ
empty - бўш (идиш)
evening - кечқурун, оқшом
every - ҳар бир
eye - кўз

F

fairy-tale - эртак
far - узоқ
farm - хўжалик ферма
favourite - севимли
feed - боқмоқ
February - февраль
field - дала
fill - тўлдирмоқ
film - фильм
first - биринчи
fifth - бешинчи
fifteen - ўн беш
fifty - эллик
fish - балиқ
firm - фирма
flag - байроқ
floor - пол, қават
flower - гул
fly - учмоқ
food - овқат
foot (feet) - оёқ (оёқлар)
forest - ўрмон
forester - ўрмончи
fox - тулки
Friday - жума
frog - бақа, қурбақа
from - ... дан
fry - қовурмоқ
full - тўла
funny - қулгили
fork - вилка

G

game - ўйин
garden - боғ
gay - шод
gather - йиғмоқ
gate - дарвоза
get up - турмоқ (уйқудан)
be glad - хурсанд бўлмоқ
go to school - мактабга бормоқ
go to bed - уйқуга кетмоқ
goat - эчки
grass - ўт, кўк ўт

great - буюк
green - яшил
grow - ўсмоқ

Н

hair - соч
hall - катта зал
happy - бахтли
harvest - хосил
harvest festival - хосил байрами
have dinner - овқатланмоқ, тушки
овқат қилмоқ
have a rest - дам олмоқ
have a walk - сайр қилмоқ
hand - қўл
healthy - соғлом
hear - эшитмоқ
hen - товуқ, макиён
hill - баландлик, адирлик
hobby - кўнгил очар иш, севган
нарса
holiday - байрам

hot - иссиқ
hotel - меҳмонхона, хотел
house - уй
how - қандай, қанчалик?
how many - нечта
how much - қанча (саноқсиз отлар
билан)
hundred - юз
hungry - оч, оч қолган
hurry - шошилиш

И

ice - муз
idea - хаёл, фикр
indoor - ичкари (да)
into - ичига, га
in the open air - очиқ ҳавода
interesting - қизиқ
interval - оралиқ, танаффус
International - халқаро
iron - дазмол, темир

Ј

jam - қиём
January - январь

journal - журнал
joke - ҳазил
joy - хурсандлик
juice - ичимлик, шарбат
jump - сакрамоқ
July - июль
June - июнь

К

kangaroo - кенгуру
kettle - чойнак
key - калит
kid - улоқ
kitchen - ошхона
kind - хушмуомала, зот, хил
king - қирол
kite - варрак
kitten - мушукча, мушук боласи
knife - пичоқ
know - билмоқ
Kyrgyz - қирғиз тили

Л

lake - кўл
lamp - лампа
lamb - қўзи, қўзичоқ
last - охири, сўнги, давом этмоқ
laugh - кулги, кулмоқ
learn - ўрганмоқ
letter - ҳарф, хат
lie - ёлғон, ётмоқ
life - ҳаёт
lion - шер, арслон
library - кутубхона
librarian - кутубхона ходими
light - енгил, ёруғ
light athletics - енгил атлетика
listen - эшитмоқ, тингламоқ
long - узун
a lot of - кўп, бир қанча
look after - қараб турмоқ,
кузатмоқ, ғамхурлик қилмоқ
loud - баланд (овозли)
low - паст
lower - пастроқ

lunch - куннинг ўртасида қилинадиган овқат

M

macaroni - макарон
machine - машина
make - ясамоқ, қилмоқ
make a bed - ўрин солмоқ
magpie - зағизғон, хакка
man - одам, инсон
market - бозор
March - март
mark - баҳо, белги
meat - гўшт
meet - учратмоқ, учрашмоқ
member - аъзо
merry - хурсанд
mine - меники, менинг
money - пул
morning star - тонги юлдуз
Monday - душанба
monkey - маймун
mountain - тоғ
much - кўп
mushroom - қўзиқорин
music - мусика, куй
museum - музей
minute - минута, дақиқа
my - менинг, ўзимнинг
myself - ўзим
May Day - 1 май байрами

N

napkin - салфетка, қўл арткич
nature - табиат
near - яқин, ёнида
need - мухтожлик, керак бўлмоқ
next (to) - дан кейин, ...ёнида
nest - уя, ин
neck - бўйин
nice - чиройли
night - кечаси
good night - яхши ётиб туринг,
Хайрли тун
nineteen - ўн тўққиз

never - ҳеч қачон
new - янги
ninety - тўқсон
no - йўқ
nobody - ҳеч ким
nose - бурун
November - ноябрь
novel - роман
now - ҳозир
numeral - рақам, сон
number - номер, тартиб рақами
nut - ёнғоқ

O

October - октябрь
ocean - океан
often - тез-тез
old - эски, қари
open - очиқ, очмоқ
O.K. - хўп майли, жуда соз
one - бир
only - ягона, фақат
or - ёки
our - бизнинг, ўзимизнинг
out - ташқарида
outdoor - очиқ ҳавода
over - тугамоқ, устида

P

paper - қоғоз
parade - парад
parents - ота-она
park - парк, боғ
parrot - тўтиқуш
participant - иштирокчи
pass - ўтмоқ
pass me - узатиб юборинг, беринг
pay - тўлов
pensioner - пенсионер, нафақахўр
people - халқ, одамлар
pepper - қалампир
pet - эрка, эркатой, жонивор
phone - телефон
Physical Training - жисмоний тарбия

piano - пианино
pick - йиғмоқ, термоқ
picnic - боғ сайли, пикник,
табиатга чиқиб дам олиш
picture - расм, сурьат
piece - бўлак, бурда, кесим
pie - пирог
pigeon - каптар, кабулар
place - жой, ўрин
plant - ўсимлик экмөк
plane - самолёт
plate - тарелка, товокча
post office - почтахоһа
pot - қозон
port - порт
potatoes - картошка
pretty - ёқимли, дилбар
pupil - ўқувчи
puppet - қўғирчоқ
put - қуймоқ

Q

queen - малика
question - савол
quick - тез
quickly - тезроқ, зудлик билан
quince - беҳи

R

race - мусобақа, пойга, от чопиш
radio - радио
rain - ёмғир, ёмғир ёғмоқ
raise - кўтармоқ
read - ўқимоқ
reading-hall - ўқув хонаси
ready - тайёр
red - қизил
repeat - такрорламоқ, қайтармоқ
report - доклад, маъруза
rich - бой
river - дарё
robe - чопон, тўн
rope - арқон, ип
rock - қоя, жарлик
room - хона

rose - атиргул
round - тўғарак, айлана
run - чопмоқ, югурмоқ
Russian - рус тили

S

sandwich - ёғли нон, бутерброд,
сэндвич
salt - туз
Saturday - шанба
say - айтмоқ
school - мактаб
schoolboy - ўқувчи бола
schoolchildren - мактаб болалари
schoolgirl - ўқувчи қиз
sea - денгиз
season - йил фасли
second - иккинчи
see - кўрмоқ
sell - сотмоқ
sentence - гап
September - сентябрь
she - у (қиз)
sheep - қўй, қўчқор
shelf - жавон, токча
ship - кема
shirt - эракаклар кўйлаги
shoe - оёқ кийим, бут кийим
shoot (shot) - отмоқ (ўтган замон
шакли)
shop - магазин, дўкон
shop window - витрина, пештахта
short - қисқа
show - кўрсатмоқ
sing - куйламоқ
silver - кумуш
sister - опа, сингил
sit - ўтирмоқ
skate - конькида учмоқ
sky - осмон
ski - чанғи учмоқ
skirt - юбка
sledge - чана, чана учмоқ
sleep - уйқу, ухламоқ

slogan - шиор
small - кичкина, кичик
smell - хид, хидламоқ
snow - қор
snowman - қор бобо
soap - совун
sofa - диван
sometimes - баъзан
son - ўғил
song - ашула, қўшиқ
sorry - ачинмоқ
soup - шўрва
speak - гапирмоқ
spend - ўтказмоқ
spoon - қошиқ
sport - спорт
spring - баҳор
square - майдон
stadium - стадион
stamp - марка, муҳр
stay - қолмоқ
street - кўча
strong - кучли, бақувват
study - ўқимоқ, ўрганмоқ
supermarket - савдо маркази
subject - мавзу, дарслик
suddenly - қўққисдан, бирдан
sugar - қанд, шакар
suit - костюм
summer - ёз
sun - кўёш
Sunday - якшанба
supper - кечки овқат
swim - чўмилмоқ

T

table - стол
table-cloth - дастурхон
take part - қатнашмоқ
take - олмоқ ушламоқ
take care of - эҳтиёт бўлмоқ, ғам емоқ
talk - суҳбатлашмоқ
tall - баланд, бўйи узун

task - вазифа, топшириқ
taste - лаззат
tea - чой
teach - ўқитмоқ
teacher - ўқитувчи
telephone - телефон
tell - айтмоқ, гапириб бермоқ
ten - ўн
tennis - теннис
text - матн
thanks - раҳмат, миннатдорчилик, гашаккур
theatre - театр
their - уларнинг, ўзларининг
them - уларга, ўзларига
there - ўша ерда
they - улар
thing - нарса
think - ўйламоқ
third - учинчи
this - бу
thousand - минг
Thursday - пайшанба
time - вақт
today - бугун
together - бирга, биргалашиб
tomorrow - эртага
too - ҳам
tool - асбоб
toy - ўйинчоқ
toy store - ўйинчоқ магазини (дўкони)
towel - сочиқ
trap - қопқон
tray - патнис
travel - саёҳат, сафар
tradition - урф-одат, расм-русм
tree - дарахт
trolley-bus - троллейбус
trunk - хартум
try - ҳаракат қилиб кўрмоқ
Tuesday - сешанба
TV set - телевизор
twelve - ўн икки
twenty - йигирма

two - икки
twice - икки маротаба
town - шаҳар (кичик шаҳар)

U

umbrella - зонтик
under - тагида
understand - тушунмоқ
university - университет, олийгоҳ
unknown - номаълум
up - юқорига
us - бизга, бизни
use - қўллаш
used - ўрганган, қўлланган
usually - одатда
useful - фойдали

V

valley - водий, майдон
vase - ваза
vegetable - сабзавот
very - жуда
veteran - ветеран
victory - ғалаба
Victory Day - ғалаба куни
village - қишлоқ

W

wait - кутмоқ
wall - девор
walk - сайр қилмоқ
want - хохламоқ, истамоқ
warm - илиқ
wash - ювмоқ
water - сув
we - биз
weak - кучсиз
weather - об-ҳаво
Wednesday - чоршанба
weed - ўтамоқ, бегона ўтлардан тозалармоқ
week - ҳафта
welcome - Хуш келибсиз!
well - яхши, дуруст
what - нима, қайси, қандай

when - қачон
where - қаерда
which - қайси
white - оқ
who - ким
whose - кимнинг
why - нима учун, нега
wild - ёввойи
with whom - ким билан
woman - аёл
women - аёллар
Women's Day - аёллар куни
wonderful - ажойиб
wood - ўрмон (тахтаси), ёғоқ
world - дунё, олам
wolf - бўри
wow - Вой! Зўр!
writer - ёзувчи

X

X-ray - рентген

Y

yard - ҳовли
year - йил
yellow - сариқ
yes - ҳа
yesterday - кеча
you - сизни, сизга
young - ёш
your - сизнинг, сизларнинг
yours - сизники
yourself - ўзингизни

Z

zone - зона, район
Zoo - зоопарк
Zoology - зоология
zebra - зебра
zero - нуль

Ўзбекча-инглизча лугат

А

аввал - first
аввало - first of all
август - August
автобус - bus
автобус бекати - bus-station
автобусга чиқмоқ - take a bus,
get on a bus
автомобиль - car
агар - if
адабиёт - Literature
аёл - woman
аёллар - women
ажойиб - wonderful
албатта - certainly
аллақачон - already
амаки (тоға) - uncle
Америка - America
Америкалик - American
амма - aunt
аммо - but, and
арзимайди - not at all, welcome
арқон - rope
артист - actor
асбоб - tool
атоқли - well-known
ашула айтмоқ - sing
аъзо - member

Б

байрам - holiday
байроқ - flag
баланд - high
балиқ - fish
банд - busy
барг - leaf
баскетбол - basket ball
бахтли - happy
баҳор - spring
бермоқ - give
бет - face
беҳи - quince
беш - five

биз - we
билан - with, and
билмоқ - know
бир - one
биргалашиб - together
биринчи - first
биров - somebody
бироқ - but
бобо - grandfather
боғ - garden
бозор - market
бой - rich
бола - boy
бормоқ - to go
бошламоқ - to begin
бошқа - another
бу - this
буви - grandmother
бугун - today
бўри - wolf
бургут - eagle
бурчак - corner
бўлак - piece
бўш - empty
булоқ - spring
буюк - great
бўш жой - blank

В

ва - and
вазифа - task
вақт - time
волейбол - volleyball

Г

газета - newspaper
галстук - tie
гапирмоқ - speak
гилам - carpet
гул - flower
гўзал - beautiful, pretty
гўшт - meat

Д

дарахт - tree
 дарвоза - gate
 дарё - river
 дала - field
 дарс - lesson
 дафтар - note-book
 дасмол - napkin
 девор - wall
 декабрь - December
 демак - so
 демоқ - say
 денгиз - sea
 дераза - window
 доимо - always
 доска - blackboard
 дунё - world
 душанба - Monday
 дӯши - skull-cup
 дӯст, дугона - friend

Е

емоқ - eat
 ер - earth
 етти - seven

Ё

ёввойи - wild
 ёддан - by heart
 ёз - summer
 ёзмоқ - write
 ёмғир - rain
 ёмон - bad
 ёнида - by, near
 ёпмоқ - close
 ёрдам - help
 ёритмоқ - shine
 ёруқ - bright
 ётмоқ - to lie
 ётоқхона - bedroom
 ёш - young
 ёқтирмоқ - like

Ж

жавоб - answer
 жавон - shelf
 жигарранг - brown
 жиян (ўғил) - nephew
 жуда - very
 жума - Friday

З

зал - hall
 завод - plant
 зебра - zebra
 зоология - Zoology
 зонттик - umbrella
 зоопарк - Zoo

И

илгари - ago, before
 икки - two
 икки маротаба - twice
 иккинчи - second
 инглиз тили - English
 инглиз - English
 ирғимоқ - jump
 исм - name
 иссиқ - hot
 илиқ - warm
 ичмоқ - drink
 ичига - into
 иш - work
 ишчи - worker
 июль - July
 июнь - June

Й

йил - year
 йиғламоқ - cry
 йиғмоқ - collect
 йўқ - no, not
 йўқотмоқ - lose

К

камбағал - poor
 каравот - bed
 карта - map
 картошка - potato

касал - ill
катта - big, large
кейин - after
кекс - cake
кейинги - next
келмоқ - come
керак - must
кетмоқ - go
кеч - late
кеча - yesterday
кечаси - night
кечкурун - in the evening
кийим - clothes
ким - who
кимдир - anybody
кино - cinema
кир - dirty
китоб - book
команда - team
коньки - skates
куз - autumn
кун - day
кутубхона - library
кўча - street
кўк - blue
кўл - lake
кўп - many, much
кўрмоқ - see
кўрсатмоқ - show.

Л

лагерь - camp
лампа - lamp
луғат (китоб) - dictionary

М

магазин - shop
май - May
мактаб - school
мамлакат - country
марка - stamp
март - March
марҳамат - please
матн - text
мева - fruit

мен - I
минг - thousand
минут - minute
мисол - example
музей - museum
музыка - music
мумкин - may

Н

нарса - thing
нега - why
нечта - how much
нима - what
нишонламоқ - celebrate
нон - bread
нонушта - breakfast
ноябрь - November

О

овқат - food
-кечки овқат - supper
-тушки овқат - dinner
-эрталабки овқат - breakfast
-чошгоҳлик овқат - lunch
оила - family
ой - month, moon
океан - ocean
октябрь - October
олма - apple
олмоқ - take
олти - six
олдин, илгари - before
она - mother
опа - sister
ота - father
охирги - last
охири - end
очмоқ - open
ошхона - kitchen
оғиз - mouth

П

пайшанба - Thursday
пальто - coat
парта - desk

пахта - cotton
пиёла - cup
пирог, пирожное - pie, cake
пойтахт - capital
пул - money

Р

ранг - colour
рasm - picture
рақс - dance
раққоса - dancer
республика - republic
роман - novel
рус - Russian
рухсат этмоқ - let, allow
ручка - pen

С

сабзавот - vegetable
савол - question
саёхат - travel
саккиз - eight
сақламоқ - keep
салқин - cool
салом - hello
санамоқ - count
сариқ - yellow
севимли - favourite
сентябрь - September
сешанба - Wednesday
сиз - you
сингил - sister
синдирмоқ - brake
синф - form, class
синфхона - classroom
соат - o'clock, a watch (қўл соат)
совуқ - cold
сотиб олмоқ - buy
сотмоқ - sell
спорт - sport
стадион - stadium
стол - table
сув - water

сузмоқ - swim
сут - milk
суҳбатлашмоқ - talk
сўз - word
сўнг - after
сўрамоқ - ask

Т

табнат - nature
табрикламоқ - congratulate
тарвуз - watermelon
тарелка - plate
таржима - translation
тарих - History
тартиб, рақам - number
театр - theatre
таътил - holiday
тез-тез - often
телевизор - TV-set
теннис - tennis
тил - language
тингламоқ - listen to
товуқ - hen
тоза - clean
торт - cake
тоғ - mountain
тоға - uncle
тугамоқ - be over
туғилмоқ - be born
туғилган кун - birthday
турмоқ - stand
тухум - egg
тушлик - dinner
тўгарак - circle
тўп - ball
тўққиз - nine

У

у - he, she, it
ўғил - son
учун - for
у ерда - there
узум - grapes
уй - house
узун - long

улар - they
ўрганмоқ - learn
уруш - war
ухламоқ - sleep
уч - three
учинчи - third
учрамоқ - meet

Ф

фасл - season
фақат - only
фаҳрий - veteran
февраль - February
фильм - film
фикр - idea
футбол - football

Х

хайр - good bye
халқ - people
хат - letter
хоккей - hockey
хола - aunt
хона - room
хоҳламоқ - want
хурсанд - glad
хўп (майли) - all right, O.K.

Ч

чанги учмоқ - ski
чап - left
чақирмоқ - call
чет - foreign
чизмоқ - draw
чиройли - beautiful
чироқ - lamp
чиқмоқ - go out
чай - tea
чопон - robe
чоршанба - Wednesday
чунки - because

Ш

шанба - Saturday
шапка - cap

шарқ - east
шар - balloon
шахмат - chess
шаҳар - city
шеър - poem
шим - trousers
шляпа - hat
шу - this
шўрва - soup

Э

эсмоқ - blow
эски - old
эркак - man
эрта - early
эртага - tomorrow
эртақ - tale
эрталаб - in the morning
эшик - door
эшитмоқ - hear

Ю

ювмоқ - wash
югурмоқ - run
юз - hundred
юрмоқ - walk
ютмоқ - win
ютқазмоқ - lose

Я

яна - again, else
январь - January
янги - new
яхши - good, well
яшамоқ - live
яқин - near
яқинда - not long ago, soon
яшасин - Long live!

Ў

ўзбек - Uzbek
ўйин - game
ўйинчоқ - toy
ўйламоқ - think
ўйнамоқ - play

ўлмоқ - die
ўн - ten
ўн бир - eleven
ўнг - right
ўн икки - twelve
ўрганмоқ - learn, study
ўрта - middle
ўсмоқ - grow
ўтган - last
ўтирмақ - sit
ўтказмақ - spend
ўша - that
ўқимоқ - study (мактабда).
read (китобни)
ўқитмақ - teach
ўқитувчи - teacher
ўқувчи - pupil, schoolboy, schoolgirl
ўғил - son

Қ

қадрли - dear
қаерга - where
қаергадир - anywhere
қаерда - where
қаердадир - somewhere
қайиқ - boat
қайнатмақ - boil
қайси - which
қайтмақ - go back, come back
қанд - sugar
қанча - how many
қари - old
қачон - when
қахрамон - hero
қиз - daughter
қизил - red
қизиқ - interesting
қийин - difficult
қилмақ - do
қисқа - short
қичқирмақ - cry
қиш - winter
қишлоқ - village
қовун - melon

қор - snow
қора - black
куёш - Sun
қурмоқ - build
қўймоқ - put
қўл - hand
қиём - jam
қопқон - trap
қоронғу - dark
қўзиқорин - mushroom
қафас - cage
қуш ини - bird-house, nest
қўрқмақ - afraid

Ғ

ғарб - west

Ҳ

ҳаво - air
-очиқ ҳавода - in the open air
ҳа - yes
ҳайвон - animal
ҳайвонат боғи - Zoo
ҳам - also, too
ҳаминша - always
ҳамма - all, everybody
ҳар - every
ҳафта - week
ҳақида - about, of
ҳеч ким - nobody
ҳеч қачон - never
ҳозир - now
ҳосил - harvest
ҳосил байрами - harvest festival

Мундарижа

Unit 1

Lesson one.....	3
Lesson two.....	6
Lesson three.....	8

Unit 2

Lesson one.....	10
Lesson two.....	12
Lesson three.....	15

Unit 3

Lesson one.....	18
Lesson two.....	19
Lesson three.....	21
Revision I.....	23

Unit 4

Lesson one.....	25
Lesson two.....	26
Lesson three.....	28

Unit 5

Lesson one.....	30
Lesson two.....	31
Lesson three.....	34

Unit 6

Lesson one.....	36
Lesson two.....	38
Lesson three.....	40
Revision II.....	41

Unit 7

Lesson one.....	42
Lesson two.....	44
Lesson three.....	46

Unit 8

Lesson one.....	48
Lesson two.....	51
Lesson three.....	52

Unit 9

Lesson one.....	55
Lesson two.....	57
Lesson three.....	59
Revision III.....	62

Unit 10

Lesson one.....	65
Lesson two.....	68
Lesson three.....	70

Unit 11

Lesson one.....	72
Lesson two.....	74
Lesson three.....	76

Unit 12

Lesson one.....	77
Lesson two.....	81
Lesson three.....	84
Revision IV.....	87
House.....	91
Bedroom.....	91
Living-room.....	92
Kitchen.....	92
Games.....	93
Puzzles.....	93
English songs.....	95
Vocabulary.....	97

Окуу басылмасы
А. Анарбаев, М. Абдукаримова, Д. Жусупова

ENGLISH

Жалпы билим берүүчү орто мектептин
5-классы үчүн окуу китеби
(өзбек тилинде)

Ўқув нашри
А. Анарбаев, М. Абдукаримова, Д. Жусупов

ENGLISH

Ўрта умумтаълим мактабининг
5-синфи учун дарслик

Мухаррир: А. Джураев
Рассом: З. Мидинова
Бадий мухаррир: Ю. Ким
Тех. мухаррир: Ю. Балингер
Компьютерда терувчи: С. Боконбаев
Мусаххихлар: Т. Камилов, А. Джураев

Босишга 28.12.2009 имзо чекилди
Коғоз формати 60x90^{1/16}, 7,0 Шартли босма тобоғи
Буюртма № К 0906018. Адади 13000 нусха

«Азур» нашриёт уйи
720020 Бишкек ш., Огонбаев кўчаси, 222
«Continent Print» МЧЖ босилди
720054 Бишкек ш., Интергельпо кўчаси, 1
тел.: (0312) 65 55 56
e-mail: postmaster@continent.kg

